



## THE BRANDON™

### PANEL-LIFTER

**Power:** 24V 435Amp-Hour

**Boom:** Base unit and 2 hydraulically telescoping sections.

**Drive Speed:** 1.75MPH (2.8 km/h)

**Steering:** Rear Wheel+/- 80 degrees

**Drive:** Rear Wheel Hydraulic Drive with Joystick and Speed Dial to best provide inching control.

**Battery:** 24volt, 435 amp-hour

**Weight:** 4,300 Lbs, 1950 kg

**Rated Load Limiter:** Displays rated load and actual load. Stops when rated load is reached. Detects which attachment is installed and automatically adjusts load parameters.

**Charger:** On-board 110V, 10AC Amps, 40DC Amps

**System Display:** Includes Rated Load Limiter, vacuum system status and system information.


**Glass Actuator Control:** Dedicated power unit at tip with proportional motor control for precise feathering of all functions.

**Suction Cups:** Soft cup design provides suction and sealing over uneven or dimpled surfaces.






# Features




Manual over-ride for quick, precise adjustments



Tip assembly unloads on cart for tight access maneuvering

## Multiple Attachments



Robot



Man Basket



Winch



Forks



Glass



Hanging Glass

